


Introductory sub-table (I)(a)


Name of the Company: Consecutive Investments and Trading Co. Limited			
Scrip Code, Name of the scrip, class of security: 13160			
Shareholding Pattern for the Quarter Ended : 31.12.2014			
Partly paid-up shares:-			
	No. of partly paid-up shares	As a % of total no. of partly paid-up shares	As a % of total no. of shares of the company
Held by promoter/promoter group	NIL	NIL	NIL
Held by public	NIL	NIL	NIL
Total	NIL	NIL	NIL
Outstanding convertible securities:-			
	No. of outstanding securities	As a % of total no. of outstanding convertible securities	As a % of total no. of shares of the company, assuming full conversion of the convertible securities
Held by promoter/promoter group		NIL	NIL
Held by public		NIL	NIL
Total	0	NIL	NIL
Warrants:-			
	No. of warrants	As a % of total no. of warrants	As a % of total no. of shares of the company, assuming full conversion of warrants
Held by promoter/promoter group		NIL	NIL
Held by public		NIL	NIL
Total	0	NIL	NIL
Total paid-up capital of the company, assuming full conversion of warrants and convertible securities		3007500 Shares of Rs. 10 each	



CERTIFIED TRUE COPY

Statement Showing Shareholding Pattern

Category code	Category of Shareholder	Number of Shareholders	Table (I)(a)		Total shareholding as a percentage of total number of shares		Shares Pledged or otherwise encumbered	
			Total number of shares	Number of shares held in dematerialized form	As a percentage of (A+B) ¹	As a percentage of (A+B+C)	Number of shares	As a percentage
			(IV)	(V)	(VI)	(VII)	(VIII)	IX=(VIII)/(IV)*100
(A)	Shareholding of Promoter and Promoter Indian							
1								
(a)	Individuals/ Hindu Undivided Family	5	648905	0	21.57	21.57	0	0
(b)	Central Government/ State Government(s)			-	-	-	-	-
(c)	Bodies Corporate			-	-	-	-	-
(d)	Financial Institutions/ Banks			-	-	-	-	-
(e)	Any Others(Specify)			-	-	-	-	-
(e-i)								
(e-ii)								
	Sub Total(A)(1)	5	648905	0	21.57	21.57	0	0.00
2	Foreign							
a	Individuals (Non-Residents Individuals/ Foreign Individuals)							
b	Bodies Corporate							
c	Institutions							
	Qualified Foreign Investor							
	Any Others(Specify)							
e-i								
e-ii								
	Sub Total(A)(2)	0	0	0	0.00	0.00	0	0.00
	Total Shareholding of Promoter and Promoter Group (A)= (A)(1)+(A)(2)	5	648905	0	21.57	21.57	0	0.00
(B)	Public shareholding							
1	Institutions							
(a)	Mutual Funds/ UTI							
(b)	Financial Institutions/ Banks							
(c)	Central Government/ State Government(s)							
(d)	Venture Capital Funds							
(e)	Insurance Companies							
(f)	Foreign Institutional Investors							
(g)	Foreign Venture Capital Investors							
(h)	Qualified Foreign Investor							
(i)	Any Other (specify)							
(i-i)								
(i-ii)								
	Sub-Total (B)(1)	0	0	0	0.00	0.00	0	0
B 2	Non-institutions							
(a)	Bodies Corporate	9	2326000	2150000	77.34	77.34	0	0
(b)	Individuals							
I	i. Individual shareholders holding nominal share capital up to Rs 1 lakh	491	32595	-	1.08	1.08	-	-
II	ii. Individual shareholders holding nominal share capital in excess of Rs. 1 lakh.							
(c)	Qualified Foreign Investor							
(d)	Any Other (specify)							
(d-i)								
(d-ii)								
	Sub-Total (B)(2)	500	2358595	2150000	78.42	78.42	-	-
(B)	Total Public Shareholding (B)= (B)(1)+(B)(2)	500	2358595	2150000	78.42	78.42	-	-
	TOTAL (A)+(B)	505	3007500	2150000	100.00	100.00	0	0
(C)	Shares held by Custodians and against which Depository Receipts have been issued							
1	Promoter and Promoter Group					0.00		
2	Public					0.00		
	Sub-Total (C)	0	0	0	0	0	0	0
	GRAND TOTAL (A)+(B)+(C)	505	3007500	2150000	100.00	100.00	0	0.00



Notes



(I)(c)(i) Statement showing holding of securities (including shares, warrants, convertible securities) of persons belonging to the category "Public" and holding more than 1% of the total number of shares

Sr. No.	Name of the shareholder	Number of shares held	Shares as a percentage of total number of shares {i.e., Grand Total (A)+(B)+(C) indicated in Statement at para (I)(a) above}	Details of warrants		Details of convertible securities		Total shares (including underlying shares assuming full conversion of warrants and convertible securities) as a % of diluted share capital
				Number of warrants held	As a % total number of warrants of the same class	Number of convertible securities held	% w.r.t total number of convertible securities of the same class	
1	Lifestyle Barter Pvt Ltd	750000	24.94					24.94
2	Rockstar Commotrade Pvt. Ltd	700000	23.28					23.28
3	Rockwell Merchants Pvt Ltd	700000	23.28					23.28
4	Jain Holdings Pvt. Ltd.	50000	1.66					1.66
5	P.S Synthetics Pvt. Ltd.	65000	2.16					2.16
6	Dhanlaxmi Resources Pvt. Ltd	50000	1.66					1.66
TOTAL		2315000	76.97	0	-	0	-	76.98




(I)(c)(ii) Statement showing holding of securities (including shares, warrants, convertible securities) of persons (together with PAC) belonging to the category "Public" and holding more than 5% of the total number of shares of the company

Sr. No.	Name(s) of the shareholder(s) and the Persons Acting in Concert (PAC) with them	Number of shares	Shares as a percentage of total number of shares {i.e., Grand Total (A)+(B)+(C) indicated in Statement at para (I)(a) above}	Details of warrants		Details of convertible securities		Total shares (including underlying shares assuming full conversion of warrants and convertible securities) as a % of diluted share capital
				Number of warrants	As a % total number of warrants of the same class	Number of convertible securities held	% w.r.t total number of convertible securities of the same class	
1	Lifestyle Barter Pvt Ltd	750000	24.94					24.94
2	Rockstar Commotrade Pvt. Ltd	700000	23.28					23.28
3	Rockwell Merchants Pvt Ltd	700000	23.28					23.28
TOTAL		2150000	71.49	0	0	0	0	71.5




(I)(d) Statement showing details of locked-in shares

Sr. No.	Name of the shareholder	Number of locked-in shares	Locked-in shares as a percentage of total number of shares (i.e., Grand Total (A)+(B)+(C) indicated in Statement at para (I)(a) above)
1	Lifestyle Barter Pvt Ltd	750000	24.94
2	Rockwell Merchants Pvt. Ltd.	700000	23.28
3	Rockstar Commotrade Private Ltd	700000	23.28
TOTAL		2150000	71.49



(II)(a) Statement showing details of Depository Receipts (DRs)

Sr. No.	Type of outstanding DR (ADRs, GDRs, SDRs, etc.)	Number of outstanding DRs	Number of shares underlying outstanding DRs	Shares underlying outstanding DRs as a percentage of total number of shares (i.e., Grand Total (A)+(B)+(C) indicated in Statement at para (I)(a) above)
				0.00
2				0.00
3				0.00
4				0.00
5				0.00
6				0.00
7				0.00
8				0.00
9				0.00
TOTAL		0	0	



(II)(b) Statement showing holding of Depository Receipts (DRs), where underlying shares held by "promoter/promoter group" are in excess of 1% of the total number of shares

Sr. No.	Name of the DR Holder	Type of outstanding DR (ADRs, GDRs, SDRs, etc.)	Number of shares underlying outstanding DRs	Shares underlying outstanding DRs as a percentage of total number of shares (i.e., Grand Total (A)+(B)+(C) indicated in Statement at para (I)(a) above)
				0.00
TOTAL			0	0.00

